

**MAY THE  
FOREST  
BE WITH YOU ALWAYS**



**PRIMARY GRADES K - 2ND  
EXPLORE NATURE'S WONDERS:  
MY ECOSYSTEM JOURNAL**

**NAME** \_\_\_\_\_



National Association of  
Conservation Districts

Fun facts I know about forests!

- 1 \_\_\_\_\_
- 2 \_\_\_\_\_
- 3 \_\_\_\_\_

### Introduction to Forests and Conservation

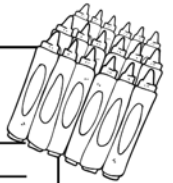
Draw a picture of a forest and write three things you already know about forests. Then, write one thing you would like to learn more about forests.

I want to learn:

\_\_\_\_\_

\_\_\_\_\_

\_\_\_\_\_



# NOT ALL ECOSYSTEMS ARE FORESTS!

Dear Young Explorer,

Today, let's embark on a wonderful journey to explore nature beyond the forests! You see, not all regions have forests, but nature is incredibly clever and takes care of itself in many different ways. Let's discover some of the amazing ways nature thrives without forests.

**Step 1: Research and Learn** - Ask a grown-up to help you find pictures or videos of different landscapes like deserts, grasslands, mountains, and oceans. Observe and talk about how these places look different from forests.

**Step 2: Desert Delights** - Imagine you're in a desert! Draw a picture of a desert landscape and its inhabitants, like camels, cacti, and snakes. Desert plants and animals have adapted to survive with very little water. They can store water in their bodies or have long roots to reach deep into the ground.

**Step 3: Grassy Wonders** - Now, let's think about the grasslands! Draw a grassy landscape with animals like zebras, elephants, and tall grasses. Grasslands can have lots of open space and support different animals that love wide, open areas.

**Step 4: Mighty Mountains** - Next, imagine you're in the mountains! Draw tall mountains with snow on top and animals like goats and eagles. Mountains can have many different climates as you go up, and their slopes are home to various plants and animals adapted to survive in these challenging environments.

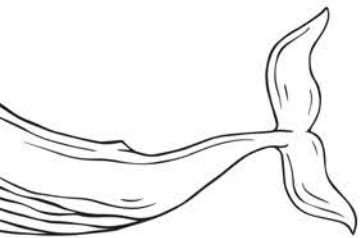
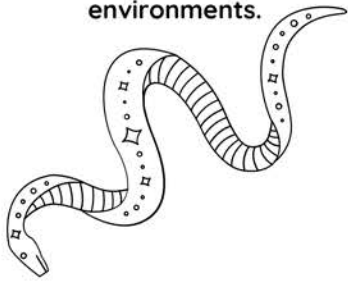

**Step 5: Ocean Adventures** - Finally, dive deep into the ocean world! Draw a big blue ocean with fish, whales, and corals. Oceans cover a huge part of our planet and are filled with diverse life. They even produce oxygen that we need to breathe!

**Step 6: Nature's Balance** - Now, let's draw some conclusions together! Here are some questions for you to think about:

- Why do you think forests aren't everywhere on Earth?
- How do plants and animals in different regions adapt to their surroundings?
- Why is it essential for nature to have a variety of landscapes?

**Step 7: Reflect and Share** - Share your drawings and conclusions with your family or friends. Tell them all about the amazing ways nature takes care of itself in different regions. Remember, nature is incredible, and there is so much to learn from it!

Have a fantastic time exploring and nature's marvels beyond the forest!



## I ENJOY THESE ACTIVITIES:

<input type="checkbox"/>	Hiking
<input type="checkbox"/>	Leaf collecting
<input type="checkbox"/>	Birdwatching
<input type="checkbox"/>	Smelling flowers
<input type="checkbox"/>	Foraging for berries
<input type="checkbox"/>	Running from bears!

## NEVER HAVE I EVER:

<input type="checkbox"/>	Hiked to a mountain top
<input type="checkbox"/>	Seen a sequoia tree
<input type="checkbox"/>	Planted an acorn
<input type="checkbox"/>	Hugged a tree
<input type="checkbox"/>	Ran from a bear!
<input type="checkbox"/>	Raced a turtle and lost

DRAW ONE THING YOU ENJOY IN A FOREST,  
OR SOMETHING YOU WOULD LIKE TO TRY!




## Exploring the Forest Ecosystem

Take a nature walk outside and observe the plants and animals you see.

Draw and label three different plants and three animals you spotted.

Write about how they might be connected in the forest ecosystem.



---

---

---

---




---

---

---

---




---

---

---

---



---

---

---

---




---

---

---

---



---

---

---

---

Draw a single detail that stands out to you the most - a colorful butterfly, a tall tree reaching for the sky, or a babbling brook. Use your artistic skills to capture the essence of that special forest memory in this compact journal entry.



## Understanding the Importance of Forests

Imagine you are a tree in the forest. Write a short journal entry from the tree's perspective, explaining why forests are essential for both animals and humans.

---

---

---

---


---

---

---

---

---



---

---

---

---

---

---

---

---

---

---

---



---

---

---

---

---

---

---

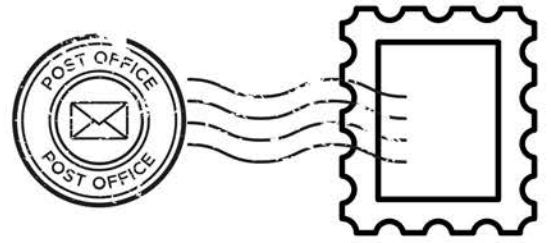
---

---


---

---

Dear Class,




Sincerely,



**Protecting Our Forests**

Write a persuasive letter to your classmates, convincing them why it is essential to protect our forests. Include facts and reasons from what you have learned about forests and their importance.





Create eye-catching forest awareness posters for your class display! Draw vibrant scenes with trees, animals, and colorful flowers, highlighting the beauty and diversity of forest ecosystems. Use labels and simple facts to raise awareness about the importance of preserving these precious habitats.



**JOIN US FOR**  
**NATIONAL ASSOCIATION OF CONSERVATION DISTRICTS**  
**2024 STEWARDSHIP WEEK**

NACD's 69th Stewardship Week will be held  
April 28 - May 4, 2024

What is Stewardship Week?

NACD Stewardship Week is one of the largest national programs to promote natural resource conservation. Celebrated annually since 1955 between the last Sunday in April and the first Sunday in May, NACD Stewardship Week reminds us of our individual responsibilities to care for natural resources.

In 2024, NACD's Stewardship Week will be focused on  
forests and the theme of  
"May the Forest be with You, Always"

*Remove this page from your journal to display your poster.*

**THIS POSTER BELONGS TO:** \_\_\_\_\_

**TELL A LITTLE ABOUT YOUR POSTER:**

---

---

---

---

---

---

---

